


**ARCHITECT
RESIN**

WARM



COPENHAGEN IVORY
NEW YORK SAND
HONG KONG TAUPE
MIAMI BROWN



TOKYO WHITE
BERLIN GREY
LONDON SMOKE
BRUXELLES BLACK

COLD

MATCHING COLORS

ARCHITECT RESIN: L'ESSENZIALITÀ DEL CEMENTO
INCONTRA LA CREATIVITÀ DEL GESTO,
CON AMPIE SPATOLATE E CAMPITURE DI COLORE.
IL RICHIAMO ALL'ARCHITETTURA CONTEMPORANEA
È LA FONTE ISPIRATIVA DELLA COLLEZIONE.

PROTAGONISTA È LA RESINA SVILUPPATA IN 8 COLORI DIVISI IN DUE GRUPPI:
WARM, 4 COLORI CALDI COMBINABILI TRA DI LORO PER CONSENTIRE
SOLUZIONI PROGETTUALI ACCOGLIENTI
COLD, 4 TONALITÀ FREDDI CHE SI POSSONO ACCOSTARE PER TRASMETTERE
RICERCATEZZA E MODERNITÀ.

UNA COLLEZIONE ARRICCHITA DA FORMATI MODULARI,
CON SUPERFICI LAPPATE E NATURALI, OLTRE A UNA VASTA SCELTA
DI MOSAICI, RENDE UNICO OGNI AMBIENTE.

Architect Resin: the plain simplicity of concrete encounters artistic creativity, with broad strokes and expanses of colour. The collection draws its inspiration from contemporary architecture.

The key material is resin, interpreted in 8 colours divided into two groups: Warm, 4 shades which can be combined together to create welcoming design schemes; Cold, 4 cooler tones for use, together if wished, to convey sophistication and modernity.

A collection made even richer by modular sizes, with honed and natural surfaces, as well as a vast selection of mosaics, to make every location unique.

Architect Resin : la sobriété du ciment découvre la créativité du geste avec des grandes applications à la spatule et avec des immenses étendues de couleur. L'architecture contemporaine est la muse de la collection.

En vedette, la résine déclinée en huit couleurs réparties en deux groupes : Warm, 4 couleurs chaudes assorties pour des solutions esthétiques très accueillantes ; Cold, 4 couleurs froides coordonnées pour un effet de sophistication et modernité.

La collection propose des formats modulaires, des finitions rodées et mates, ainsi qu'un large choix de mosaïques pour créer des compositions uniques.

Architect Resin: Minimalistischer Beton trifft auf kreative Farbgestaltung. Schwungvolle Spachtel- und Pinseltexturen überraschen mit besonderen Optiken. Eine von der modernen Architektur inspirierte Kollektion.

Im Mittelpunkt der Kollektion steht das Kunstharz. Ihre acht Farben teilen sich in zwei Gruppen. Warm: vier warme, miteinander kombinierbare Farben für wohnliche Raumkonzepte. Cold: vier kalte Farben, deren Zusammenstellung eine erlesene, moderne Ausstrahlung besitzt.

Die Kollektion bietet modulare Formate mit geläpften und natürlichen Oberflächen sowie eine große Auswahl an Mosaiken für individuelle Gestaltungslösungen.

Architect Resin: la sobriedad del cemento se alía con la creatividad del gesto, con amplios trazos de espátula y superficies de color. La remisión a la arquitectura contemporánea es la fuente de inspiración de la colección.

La verdadera protagonista es la resina, presentada en ocho colores divididos en dos grupos: Warm, cuatro colores cálidos combinables entre sí para poder proyectar soluciones de lo más acogedoras. Cold, cuatro tonalidades frías con las que jugar para transmitir un aire sofisticado y moderno.

Una colección enriquecida con formatos modulares, con superficies esmeriladas y naturales, y con un amplio abanico de mosaicos, confiere un carácter único a cada uno de los ámbitos.

Architect Resin: строгость цемента пересекается с творчеством, с большими мазками шпателя и цветовым фоном. Зов современной архитектуры - это источник вдохновения коллекции.

Главным действующим лицом является смола 8 цветов, подразделенных на две группы: Warm - 4 теплых, сочетающихся друг с другом цвета для получения уютных решений оформления; Cold - 4 холодных тона, совместное применение которых создает изысканную и современную атмосферу.

Эта коллекция, дополненная модульными форматами с притертой и натуральной поверхностью, а также большим ассортиментом мозаики, делает любой интерьер уникальным.



WARM



**COPENHAGEN
IVORY**

**NEW YORK
SAND**

**HONG KONG
TAUPE**

**MIAMI
BROWN**



COLD

**TOKYO
WHITE**

**BERLIN
GREY**

**LONDON
SMOKE**

**BRUXELLES
BLACK**

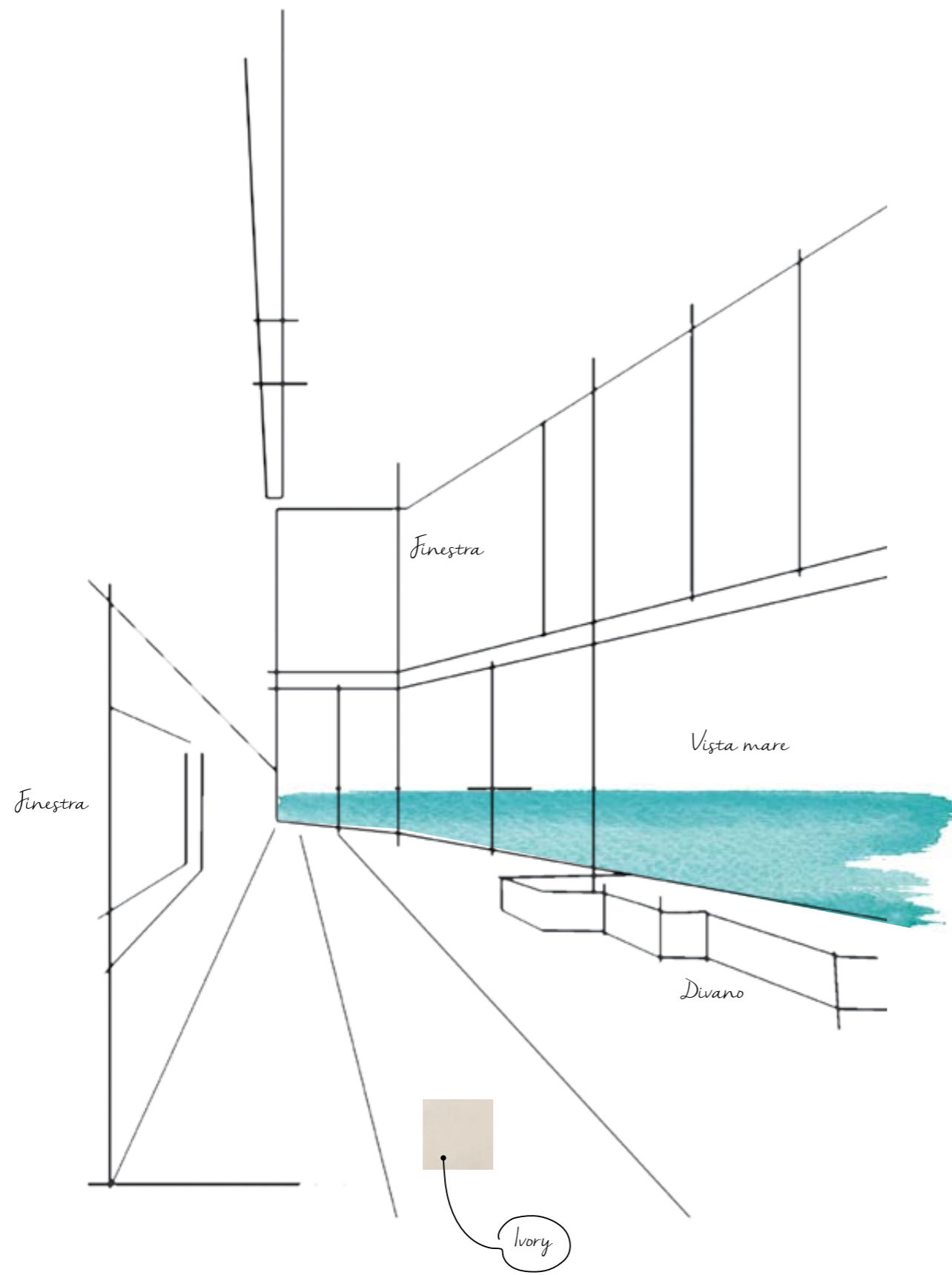
COPENAGHEN IVORY





6 **809G1R** / COPENHAGEN IVORY / NAT. RETT. / 80x80 - 31¹/₂"x31¹/₂"
809G7R / HONG KONG TAUPE / NAT. RETT. / 80x80 - 31¹/₂"x31¹/₂"



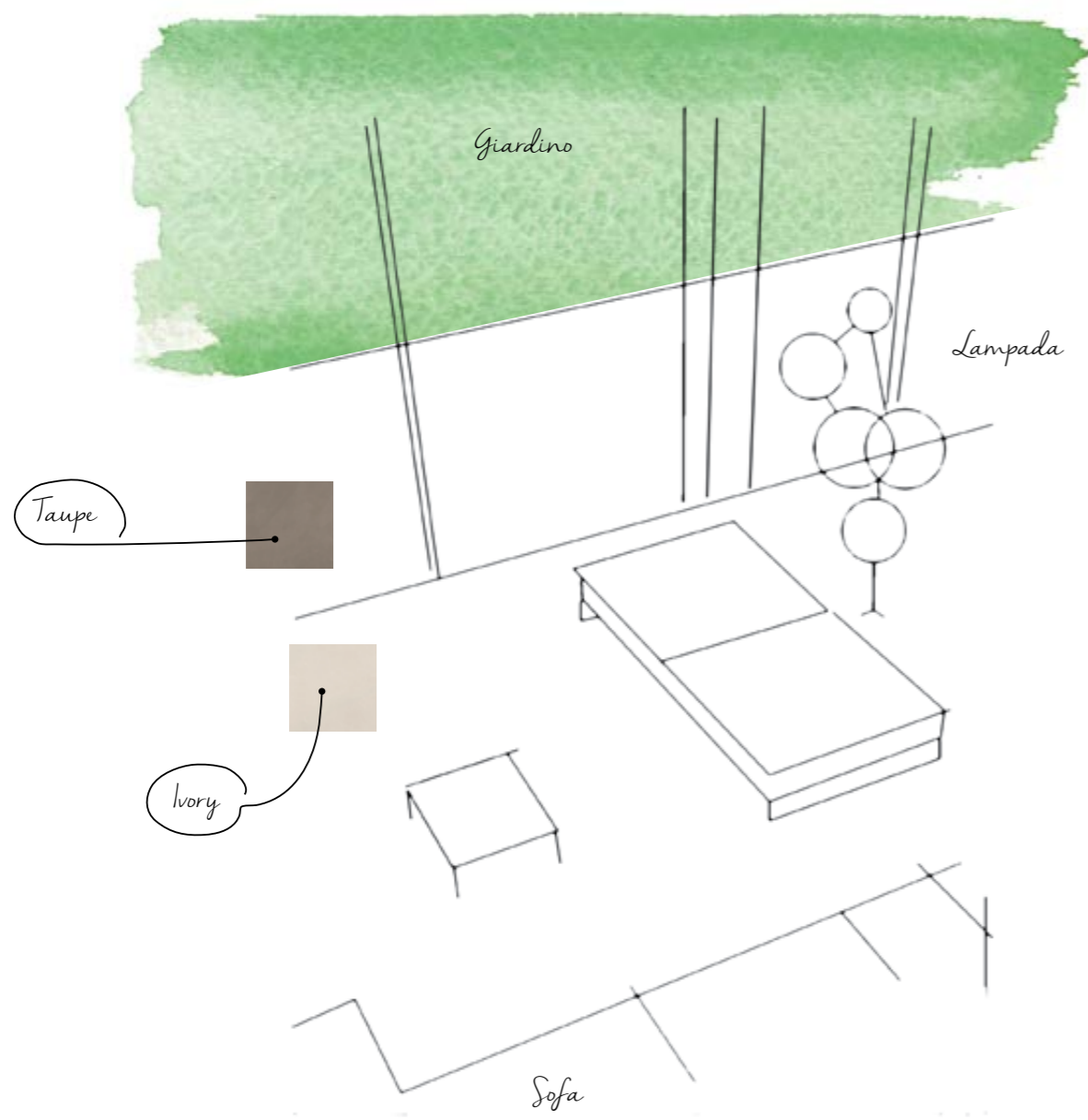





10 **609G1R** / COPENHAGEN IVORY / NAT. RETT. / 60x60 - 23^{5/8}"x23^{5/8}"
609G7R / HONG KONG TAUPE / NAT. RETT. / 60x60 - 23^{5/8}"x23^{5/8}"

I309G7P-3P-1P
MOSAICO 3x3/ TAUPE - SAND - IVORY / LAPP. RETT. / 30x30 - 11^{13/16}"x11^{13/16}"





639G1R / COPENHAGEN IVORY / NAT. RETT. / 30x60 - 11¹³/₁₆"x23⁵/₈"
 639G7R / HONG KONG TAUPE / NAT. RETT. / 30x60 - 11¹³/₁₆"x23⁵/₈"






609G1P / COPENHAGEN IVORY / LAPP RETT. / 60x60 - 23^{5/8}"x23^{5/8}"
309G6P / MIAMI BROWN / LAPP RETT. / 30x30 - 11^{13/16}"x11^{13/16}"



NEW YORK SAND









HONG KONG TAUPE








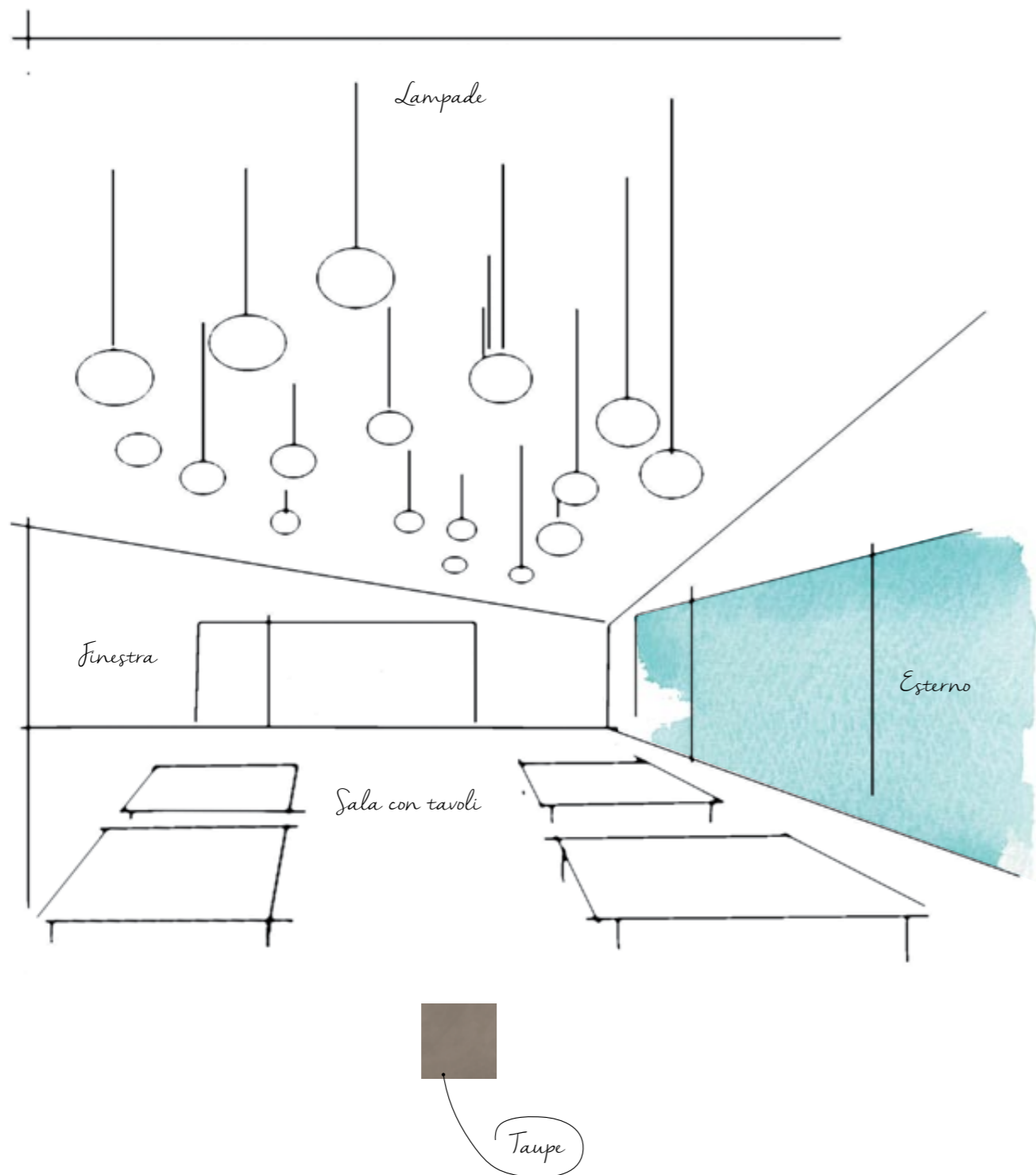
609G7P / HONG KONG TAUPE / LAPP. RETT. / 60x60 - 23^{5/8}"x23^{5/8}"
I309G1P / MOSAICO 3x3 COPENHAGEN IVORY / LAPP. RETT. / 30x30 - 11^{13/16}"x11^{13/16}"





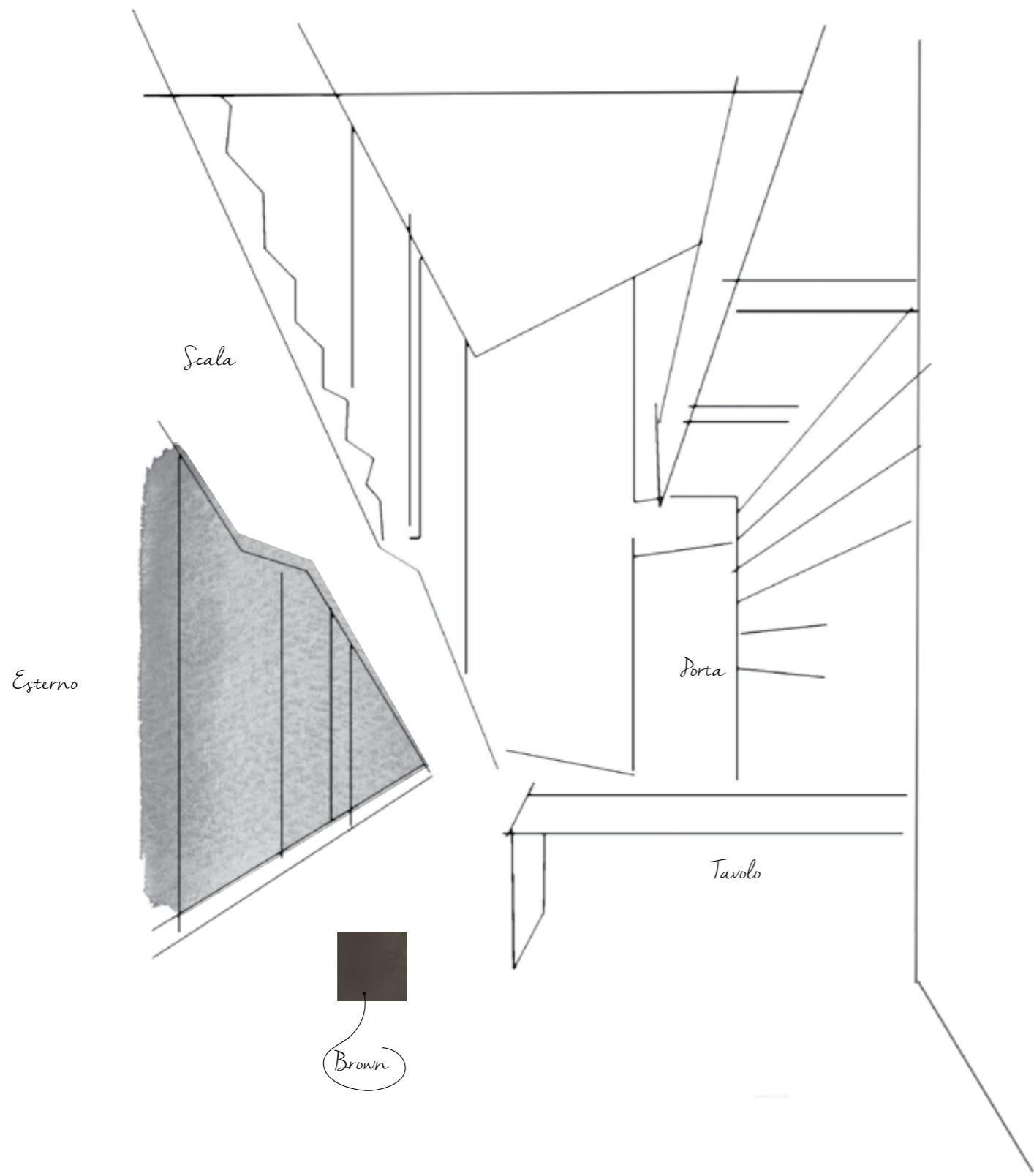
C. Castella M.





MIAMI BROWN









639G6R / MIAMI BROWN / NAT. RETT. / 30x60 - 11³/₁₆"x23⁵/₈"
R809G6R / DESIGN MAXI MIAMI BROWN / NAT. RETT. / 136x101 - 53⁹/₁₆"x39³/₄"

R309G6R-7R-3R-1R DESIGN MINI
 BROWN-TAUPE-SAND-IVORY / NAT. RETT. / 22,6x17 - 8⁷/₈"x6¹/₁₆"



TOKYO WHITE



809G0R / TOKYO WHITE / NAT. RETT. / 80x80 - 31¹/₂"x31¹/₂"
809G8R / BERLIN GREY / NAT. RETT. / 80x80 - 31¹/₂"x31¹/₂"





609G0R / TOKYO WHITE / NAT. RETT. / 60x60 - 23^{5/8}"x23^{5/8}"
309G0R / TOKYO WHITE / NAT. RETT. / 30x30 - 11^{3/16}"x11^{3/16}"

309G9R / BRUXELLES BLACK / NAT. RETT. / 30x30 - 11^{3/16}"x11^{3/16}"





An aerial photograph of a city grid, likely Berlin, showing a pattern of streets and buildings. A large, semi-transparent diamond shape is overlaid on the right side of the image. The text 'BERLIN GREY' is printed in a light, sans-serif font in the upper right quadrant.

BERLIN
GREY









489G8P / BERLIN GREY / LAPP. RETT. / 40x80 - 15^{3/4}"x31^{1/2}"
TOKYO WHITE / LAPP. RETT.



LONDON SMOKE











BRUXELLES BLACK









809G9R / BRUXELLES BLACK / NAT. RETT. / 80x80 - 31¹/₂"x31¹/₂"
489G8R / BERLIN GREY / NAT. RETT. / 40x80 - 15³/₄"x31¹/₂"




**COPENAGHEN
IVORY**



80x80 (31^{1/2}"x31^{1/2}")
809G1R COPENAGHEN IVORY NAT. RETT. ●89
809G1P COPENAGHEN IVORY LAPP. RETT. ●96



40x80 (15^{3/4}"x31^{1/2}")
489G1R COPENAGHEN IVORY NAT. RETT. ●74
489G1P COPENAGHEN IVORY LAPP. RETT. ●85



60x60 (23^{5/8}"x23^{5/8}")
609G1R COPENAGHEN IVORY NAT. RETT. ●73
609G1P COPENAGHEN IVORY LAPP. RETT. ●83



30x60 (11^{13/16}"x23^{5/8}")
639G1R COPENAGHEN IVORY NAT. RETT. ●66
639G1P COPENAGHEN IVORY LAPP. RETT. ●74



30x30 (11^{13/16}"x11^{13/16}")
309G1R COPENAGHEN IVORY NAT. RETT. ●66
309G1P COPENAGHEN IVORY LAPP. RETT. ●74

NEW YORK SAND



80x80 (31^{1/2}"x31^{1/2}")
809G3R NEW YORK SAND NAT. RETT. ●89
809G3P NEW YORK SAND LAPP. RETT. ●96




40x80 (15^{3/4}"x31^{1/2}")
489G3R NEW YORK SAND NAT. RETT. ●74
489G3P NEW YORK SAND LAPP. RETT. ●85



60x60 (23^{5/8}"x23^{5/8}")
609G3R NEW YORK SAND NAT. RETT. ●73
609G3P NEW YORK SAND LAPP. RETT. ●83



30x60 (11^{13/16}"x23^{5/8}")
639G3R NEW YORK SAND NAT. RETT. ●66
639G3P NEW YORK SAND LAPP. RETT. ●74



30x30 (11^{13/16}"x11^{13/16}")
309G3R NEW YORK SAND NAT. RETT. ●66
309G3P NEW YORK SAND LAPP. RETT. ●74

**HONG KONG
TAUPE**



80x80 (31^{1/2}"x31^{1/2}")
809G7R HONG KONG TAUPE NAT. RETT. ●89
809G7P HONG KONG TAUPE LAPP. RETT. ●96



40x80 (15^{3/4}"x31^{1/2}")
489G7R HONG KONG TAUPE NAT. RETT. ●74
489G7P HONG KONG TAUPE LAPP. RETT. ●85



60x60 (23^{5/8}"x23^{5/8}")
609G7R HONG KONG TAUPE NAT. RETT. ●73
609G7P HONG KONG TAUPE LAPP. RETT. ●83




30x60 (11^{13/16}"x23^{5/8}")
639G7R HONG KONG TAUPE NAT. RETT. ●66
639G7P HONG KONG TAUPE LAPP. RETT. ●74



30x30 (11^{13/16}"x11^{13/16}")
309G7R HONG KONG TAUPE NAT. RETT. ●66
309G7P HONG KONG TAUPE LAPP. RETT. ●74


**MIAMI
BROWN**



80x80 (31^{1/2}"x31^{1/2}")
809G6R MIAMI BROWN NAT. RETT. ●89
809G6P MIAMI BROWN LAPP. RETT. ●96




40x80 (15^{3/4}"x31^{1/2}")
489G6R MIAMI BROWN NAT. RETT. ●74
489G6P MIAMI BROWN LAPP. RETT. ●85



60x60 (23^{5/8}"x23^{5/8}")
609G6R MIAMI BROWN NAT. RETT. ●73
609G6P MIAMI BROWN LAPP. RETT. ●83



30x60 (11^{13/16}"x23^{5/8}")
639G6R MIAMI BROWN NAT. RETT. ●66
639G6P MIAMI BROWN LAPP. RETT. ●74



30x30 (11^{13/16}"x11^{13/16}")
309G6R MIAMI BROWN NAT. RETT. ●66
309G6P MIAMI BROWN LAPP. RETT. ●74

**TOKYO
WHITE**



80x80 (31^{1/2}"x31^{1/2}")
809G0R TOKYO WHITE NAT. RETT. ●89
809G0P TOKYO WHITE LAPP. RETT. ●96




40x80 (15^{3/4}"x31^{1/2}")
489G0R TOKYO WHITE NAT. RETT. ●74
489G0P TOKYO WHITE LAPP. RETT. ●85



60x60 (23^{5/8}"x23^{5/8}")
609G0R TOKYO WHITE NAT. RETT. ●73
609G0P TOKYO WHITE LAPP. RETT. ●83



30x60 (11^{13/16}"x23^{5/8}")
639G0R TOKYO WHITE NAT. RETT. ●66
639G0P TOKYO WHITE LAPP. RETT. ●74



30x30 (11^{13/16}"x11^{13/16}")
309G0R TOKYO WHITE NAT. RETT. ●66
309G0P TOKYO WHITE LAPP. RETT. ●74


**BERLIN
GREY**



80x80 (31^{1/2}"x31^{1/2}")
809G8R BERLIN GREY NAT. RETT. ●89
809G8P BERLIN GREY LAPP. RETT. ●96




40x80 (15^{3/4}"x31^{1/2}")
489G8R BERLIN GREY NAT. RETT. ●74
489G8P BERLIN GREY LAPP. RETT. ●85



60x60 (23^{5/8}"x23^{5/8}")
609G8R BERLIN GREY NAT. RETT. ●73
609G8P BERLIN GREY LAPP. RETT. ●83



30x60 (11^{13/16}"x23^{5/8}")
639G8R BERLIN GREY NAT. RETT. ●66
639G8P BERLIN GREY LAPP. RETT. ●74



30x30 (11^{13/16}"x11^{13/16}")
309G8R BERLIN GREY NAT. RETT. ●66
309G8P BERLIN GREY LAPP. RETT. ●74

**LONDON
SMOKE**



80x80 (31^{1/2}"x31^{1/2}")
809G5R LONDON SMOKE NAT. RETT. ●89
809G5P LONDON SMOKE LAPP. RETT. ●96




40x80 (15^{3/4}"x31^{1/2}")
489G5R LONDON SMOKE NAT. RETT. ●74
489G5P LONDON SMOKE LAPP. RETT. ●85



60x60 (23^{5/8}"x23^{5/8}")
609G5R LONDON SMOKE NAT. RETT. ●73
609G5P LONDON SMOKE LAPP. RETT. ●83




30x60 (11^{13/16}"x23^{5/8}")
639G5R LONDON SMOKE NAT. RETT. ●66
639G5P LONDON SMOKE LAPP. RETT. ●74



30x30 (11^{13/16}"x11^{13/16}")
309G5R LONDON SMOKE NAT. RETT. ●66
309G5P LONDON SMOKE LAPP. RETT. ●74

**BRUXELLES
BLACK**



80x80 (31^{1/2}"x31^{1/2}")
809G9R BRUXELLES BLACK NAT. RETT. ●89
809G9P BRUXELLES BLACK LAPP. RETT. ●96




40x80 (15^{3/4}"x31^{1/2}")
489G9R BRUXELLES BLACK NAT. RETT. ●74
489G9P BRUXELLES BLACK LAPP. RETT. ●85



60x60 (23^{5/8}"x23^{5/8}")
609G9R BRUXELLES BLACK NAT. RETT. ●73
609G9P BRUXELLES BLACK LAPP. RETT. ●83



30x60 (11^{13/16}"x23^{5/8}")
639G9R BRUXELLES BLACK NAT. RETT. ●66
639G9P BRUXELLES BLACK LAPP. RETT. ●74



30x30 (11^{13/16}"x11^{13/16}")
309G9R BRUXELLES BLACK NAT. RETT. ●66
309G9P BRUXELLES BLACK LAPP. RETT. ●74



MOSAICO 3X3*

TESSERA-CHIP 2,8X2,8- (1¹³/₁₆"x1¹³/₁₆"



30x30 (11¹³/₁₆"x11¹³/₁₆"
I309G1P COPENHAGEN IVORY LAPP. RETT. ●138



30x30 (11¹³/₁₆"x11¹³/₁₆"
I309G3P NEW YORK SAND LAPP. RETT. ●138



30x30 (11¹³/₁₆"x11¹³/₁₆"
I309G7P HONG KONG TAUPE LAPP. RETT. ●138



30x30 (11¹³/₁₆"x11¹³/₁₆"
I309G6P MIAMI BROWN LAPP. RETT. ●138

MOSAICO 10X10*

TESSERA-CHIP 9,7x9,7- (3¹³/₁₆"x3¹³/₁₆"



30x30 (11¹³/₁₆"x11¹³/₁₆"
K309G1R COPENHAGEN IVORY NAT. RETT. ●120
K309G1P COPENHAGEN IVORY LAPP. RETT. ●125



30x30 (11¹³/₁₆"x11¹³/₁₆"
K309G3R NEW YORK SAND NAT. RETT. ●120
K309G3P NEW YORK SAND LAPP. RETT. ●125



30x30 (11¹³/₁₆"x11¹³/₁₆"
K309G7R HONG KONG TAUPE NAT. RETT. ●120
K309G7P HONG KONG TAUPE LAPP. RETT. ●125



30x30 (11¹³/₁₆"x11¹³/₁₆"
K309G6R MIAMI BROWN NAT. RETT. ●120
K309G6P MIAMI BROWN LAPP. RETT. ●125

MOSAICO LISTELLI*



30x60 (11¹³/₁₆"x23⁵/₈"
M639G1R COPENHAGEN IVORY NAT. RETT. ●113
M639G1P COPENHAGEN IVORY LAPP. RETT. ●121



30x60 (11¹³/₁₆"x23⁵/₈"
M639G3R NEW YORK SAND NAT. RETT. ●113
M639G3P NEW YORK SAND LAPP. RETT. ●121



30x60 (11¹³/₁₆"x23⁵/₈"
M639G7R HONG KONG TAUPE NAT. RETT. ●113
M639G7P HONG KONG TAUPE LAPP. RETT. ●121



30x60 (11¹³/₁₆"x23⁵/₈"
M639G6R MIAMI BROWN NAT. RETT. ●113
M639G6P MIAMI BROWN LAPP. RETT. ●121

DESIGN MINI*°



22,6x17 (8⁷/₈"x6¹¹/₁₆"
R309G1R COPENHAGEN IVORY NAT. RETT. ●39
Pcs. Box. 4



22,6x17 (8⁷/₈"x6¹¹/₁₆"
R309G3R NEW YORK SAND NAT. RETT. ●39
Pcs. Box. 4



22,6x17 (8⁷/₈"x6¹¹/₁₆"
R309G7R HONG KONG TAUPE NAT. RETT. ●39
Pcs. Box. 4



22,6x17 (8⁷/₈"x6¹¹/₁₆"
R309G6R MIAMI BROWN NAT. RETT. ●39
Pcs. Box. 4

DESIGN MAXI°



Disponibile in tutti i colori
Available in all colours
Disponibles dans toutes les couleurs
In allen Farben erhältlich
Disponibile en todos los colores
Доступна во всех цветах

136x101 (53⁹/₁₆"x39³/₄"
R809G1R COPENHAGEN IVORY NAT. RETT. ●147
R809G3R NEW YORK SAND NAT. RETT. ●147
R809G7R HONG KONG TAUPE NAT. RETT. ●147
R809G6R MIAMI BROWN NAT. RETT. ●147

R809G1P COPENHAGEN IVORY LAPP. RETT. ●150
R809G3P NEW YORK SAND LAPP. RETT. ●150
R809G7P HONG KONG TAUPE LAPP. RETT. ●150
R809G6P MIAMI BROWN LAPP. RETT. ●150

* Su rete in fibra - On fibre mesh backing
Sur filet en fibre de verre - Auf Glasfasernetz
Sobre malla de fibra - На волоконной сетке
° Solo su richiesta ordine minimo 1 collo
On request minimum order 1 box
Sur demande uniquement commande minimale 1 boîte
Nur auf Anfrage Mindestbestellmenge 1 Packstück
Solo bajo pedido; pedido mínimo 1 caja
Только по заказу, минимальный заказ - 1 место



MOSAICO 3X3*

TESSERA-CHIP 2,8X2,8- (1¹³/₁₆"x1¹³/₁₆"



30x30 (11¹³/₁₆"x11¹³/₁₆"
I309G0P TOKYO WHITE LAPP. RETT. ●138



30x30 (11¹³/₁₆"x11¹³/₁₆"
I309G8P BERLIN GREY LAPP. RETT. ●138



30x30 (11¹³/₁₆"x11¹³/₁₆"
I309G5P LONDON SMOKE LAPP. RETT. ●138



30x30 (11¹³/₁₆"x11¹³/₁₆"
I309G9P BRUXELLES BLACK LAPP. RETT. ●138

MOSAICO 10X10*

TESSERA-CHIP 9,7x9,7- (3¹³/₁₆"x3¹³/₁₆"




30x30 (11¹³/₁₆"x11¹³/₁₆"
K309G0R TOKYO WHITE NAT. RETT. ●120
K309G0P TOKYO WHITE LAPP. RETT. ●125



30x30 (11¹³/₁₆"x11¹³/₁₆"
K309G8R BERLIN GREY NAT. RETT. ●120
K309G8P BERLIN GREY LAPP. RETT. ●125



30x30 (11¹³/₁₆"x11¹³/₁₆"
K309G5R LONDON SMOKE NAT. RETT. ●120
K309G5P LONDON SMOKE LAPP. RETT. ●125



30x30 (11¹³/₁₆"x11¹³/₁₆"
K309G9R BRUXELLES BLACK NAT. RETT. ●120
K309G9P BRUXELLES BLACK LAPP. RETT. ●125

MOSAICO LISTELLI*



30x60 (11¹³/₁₆"x23⁵/₈"
M639G0R TOKYO WHITE NAT. RETT. ●113
M639G0P TOKYO WHITE LAPP. RETT. ●121



30x60 (11¹³/₁₆"x23⁵/₈"
M639G8R BERLIN GREY NAT. RETT. ●113
M639G8P BERLIN GREY LAPP. RETT. ●121



30x60 (11¹³/₁₆"x23⁵/₈"
M639G5R LONDON SMOKE NAT. RETT. ●113
M639G5P LONDON SMOKE LAPP. RETT. ●121




30x60 (11¹³/₁₆"x23⁵/₈"
M639G9R BRUXELLES BLACK NAT. RETT. ●113
M639G9P BRUXELLES BLACK LAPP. RETT. ●121

DESIGN MINI*°




22,6x17 (8⁷/₈"x6¹¹/₁₆"
R309G0R TOKYO WHITE NAT. RETT. ●39
Pcs. Box. 4



22,6x17 (8⁷/₈"x6¹¹/₁₆"
R309G8R BERLIN GREY NAT. RETT. ●39
Pcs. Box. 4



22,6x17 (8⁷/₈"x6¹¹/₁₆"
R309G5R LONDON SMOKE NAT. RETT. ●39
Pcs. Box. 4



22,6x17 (8⁷/₈"x6¹¹/₁₆"
R309G9R BRUXELLES BLACK NAT. RETT. ●39
Pcs. Box. 4

DESIGN MAXI°



Disponibile in tutti i colori
Available in all colours
Disponibles dans toutes les couleurs
In allen Farben erhältlich
Disponibile en todos los colores
Доступна во всех цветах

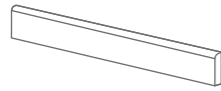
136x101 (53⁹/₁₆"x39³/₄"
R809G0R TOKYO WHITE NAT. RETT. ●147
R809G8R BERLIN GREY NAT. RETT. ●147
R809G5R LONDON SMOKE NAT. RETT. ●147
R809G9R BRUXELLES BLACK NAT. RETT. ●147

R809G0P TOKYO WHITE LAPP. RETT. ●150
R809G8P BERLIN GREY LAPP. RETT. ●150
R809G5P LONDON SMOKE LAPP. RETT. ●150
R809G9P BRUXELLES BLACK LAPP. RETT. ●150

* Su rete in fibra - On fibre mesh backing
Sur filet en fibre de verre - Auf Glasfasernetz
Sobre malla de fibra - На волоконной сетке
° Solo su richiesta ordine minimo 1 collo
On request minimum order 1 box
Sur demande uniquement commande minimale 1 boîte
Nur auf Anfrage Mindestbestellmenge 1 Packstück
Solo bajo pedido; pedido mínimo 1 caja
Только по заказу, минимальный заказ - 1 место

PEZZI SPECIALI

TRIMS / PIECES SPECIALES / FORMTEILE / PIEZAS ESPECIALES / СПЕЦИАЛЬНЫЕ ИЗДЕЛИЯ

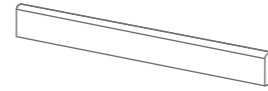


BATTISCOPA - SKIRTING

7,5x60 (2^{15/16}"x23^{9/8}")

Pcs. Box. 15 - Ml. x Box 9

- 879G1R** COPENHAGEN IVORY NAT. RETT. ●16
- 879G3R** NEW YORK SAND NAT. RETT. ●16
- 879G7R** HONG KONG TAUPE NAT. RETT. ●16
- 879G6R** MIAMI BROWN NAT. RETT. ●16
- 879G0R** TOKYO WHITE NAT. RETT. ●16
- 879G8R** BERLIN GREY NAT. RETT. ●16
- 879G5R** LONDON SMOKE NAT. RETT. ●16
- 879G9R** BRUXELLES BLACK NAT. RETT. ●16

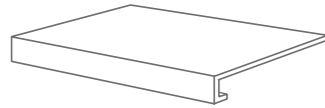


BATTISCOPA - SKIRTING

7,5x80 (2^{15/16}"x31^{1/2}")

Pcs. Box. 8 - Ml. x Box 6,40

- 589G1R** COPENHAGEN IVORY NAT. RETT. ●22
- 589G3R** NEW YORK SAND NAT. RETT. ●22
- 589G7R** HONG KONG TAUPE NAT. RETT. ●22
- 589G6R** MIAMI BROWN NAT. RETT. ●22
- 589G0R** TOKYO WHITE NAT. RETT. ●22
- 589G8R** BERLIN GREY NAT. RETT. ●22
- 589G5R** LONDON SMOKE NAT. RETT. ●22
- 589G9R** BRUXELLES BLACK NAT. RETT. ●22



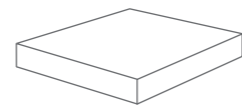
GRADONE - STEP

33x60x3,2x3,2 (12^{15/16}"x23^{5/8}"x1^{1/4}"x1^{1/4}")

Pcs. Box. 4 - Ml. x Box 2,40

- 719G1R** COPENHAGEN IVORY NAT. RETT. ●89
- 719G3R** NEW YORK SAND NAT. RETT. ●89
- 719G7R** HONG KONG TAUPE NAT. RETT. ●89
- 719G6R** MIAMI BROWN NAT. RETT. ●89
- 719G0R** TOKYO WHITE NAT. RETT. ●89
- 719G8R** BERLIN GREY NAT. RETT. ●89
- 719G5R** LONDON SMOKE NAT. RETT. ●89
- 719G9R** BRUXELLES BLACK NAT. RETT. ●89

- 719G1P** COPENHAGEN IVORY LAPP. RETT. ●92
- 719G3P** NEW YORK SAND LAPP. RETT. ●92
- 719G7P** HONG KONG TAUPE LAPP. RETT. ●92
- 719G6P** MIAMI BROWN LAPP. RETT. ●92
- 719G0P** TOKYO WHITE LAPP. RETT. ●92
- 719G8P** BERLIN GREY LAPP. RETT. ●92
- 719G5P** LONDON SMOKE LAPP. RETT. ●92
- 719G9P** BRUXELLES BLACK LAPP. RETT. ●92



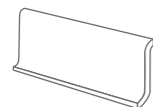
ANGOLARE - CORNER TILE

33x33x3,2x3,2 (12^{15/16}"x12^{15/16}"x1^{1/4}"x1^{1/4}")

Pcs. Box. 2 - Ml. x Box 0,66

- 729G1R** COPENHAGEN IVORY NAT. RETT. ●96
- 729G3R** NEW YORK SAND NAT. RETT. ●96
- 729G7R** HONG KONG TAUPE NAT. RETT. ●96
- 729G6R** MIAMI BROWN NAT. RETT. ●96
- 729G0R** TOKYO WHITE NAT. RETT. ●96
- 729G8R** BERLIN GREY NAT. RETT. ●96
- 729G5R** LONDON SMOKE NAT. RETT. ●96
- 729G9R** BRUXELLES BLACK NAT. RETT. ●96

- 729G1P** COPENHAGEN IVORY LAPP. RETT. ●100
- 729G3P** NEW YORK SAND LAPP. RETT. ●100
- 729G7P** HONG KONG TAUPE LAPP. RETT. ●100
- 729G6P** MIAMI BROWN LAPP. RETT. ●100
- 729G0P** TOKYO WHITE LAPP. RETT. ●100
- 729G8P** BERLIN GREY LAPP. RETT. ●100
- 729G5P** LONDON SMOKE LAPP. RETT. ●100
- 729G9P** BRUXELLES BLACK LAPP. RETT. ●100



COVE BASE

16x30 (6^{5/16}"x11^{13/16}")

Pcs. Box. 30

- 899G1** COPENHAGEN IVORY ●18
- 899G3** NEW YORK SAND ●18
- 899G7** HONG KONG TAUPE ●18
- 899G6** MIAMI BROWN ●18
- 899G0** TOKYO WHITE ●18
- 899G8** BERLIN GREY ●18
- 899G5** LONDON SMOKE ●18
- 899G9** BRUXELLES BLACK ●18



COVE BASE ANG. INT.

2,5x16 (1^{5/16}"x6^{5/16}")

Pcs. Box. 10

- A19G1** COPENHAGEN IVORY ●16
- A19G3** NEW YORK SAND ●16
- A19G7** HONG KONG TAUPE ●16
- A19G6** MIAMI BROWN ●16
- A19G0** TOKYO WHITE ●16
- A19G8** BERLIN GREY ●16
- A19G5** LONDON SMOKE ●16
- A19G9** BRUXELLES BLACK ●16



COVE BASE ANG. EST.

2,5x16 (1^{5/16}"x6^{5/16}")

Pcs. Box. 10

- AE9G1** COPENHAGEN IVORY ●16
- AE9G3** NEW YORK SAND ●16
- AE9G7** HONG KONG TAUPE ●16
- AE9G6** MIAMI BROWN ●16
- AE9G0** TOKYO WHITE ●16
- AE9G8** BERLIN GREY ●16
- AE9G5** LONDON SMOKE ●16
- AE9G9** BRUXELLES BLACK ●16



ARCHITECT RESIN

Dry - Pressed Ceramic Tiles ISO 13006 : 2012 Annex G - UNI EN 14411 : 2012 Annex G - Bla UGL



CARATTERISTICHE TECNICHE Technical Features - Caracteristiques Techniques Technische Eigenschaften - Caracteristicas Tecnicas - Технические Характеристики	NORMA Standard - Norme Norm - Norma - Норма	VALORI Value - Valeur Vorgabe - Valor - Средние
	UNI EN ISO 10545/2	± 0,26% / ± 1,5mm
PLANARITÀ Flatness - Planéité - Ebenflächigkeit - Planiyud - Плоскостность	ASTM C485 Warpage	
	Calibrated ± 0,75% (max ± 0,09 in)	-
	Rectified ± 0,40% (max ± 0,05 in-size ≤ 60cm) (max ± 0,07 in-size > 60cm)	± 0,25% (max ± 0,05 in-size ≤ 60cm) (max ± 0,07 in-size > 60cm)
ASSORBIMENTO D'ACQUA - Valore medio in % Water absorption - Average value expressed in % Absorption d'eau - Valeur moyenne en % Wasseraufnahme - Durchschnittswert in % Absorción de agua - Valor medio en % - Поглощение воды	UNI EN ISO 10545/3	Conforme
	≤ 0,5 % ASTM C373	Compliant
RESISTENZA ALLA FLESSIONE Modulus of rupture - Resistance a la flexion Biegefestigkeit - Resistencia a la flexion - Прочность на изгиб	UNI EN ISO 10545/4	≥ 50 N/mm ²
FORZA DI ROTTURA Breaking strength - Résistance à la rupture Bruchlast - Resistencia a la rotura - Разрывное усилие	UNI EN ISO 10545/4 ASTM C648	≥ 2000 N 700 LBS
RESISTENZA AL GELO Frost resistance - Résistance au gel - Frostbeständigkeit Resistencia a las heladas - Морозостойкость	UNI EN ISO 10545/12	Conforme
	ASTM C1026	Unaffected
RESISTENZA CHIMICA ad alte e basse concentrazioni di acidi e basi Chemical resistance to high and low acid and basic concentrations Résistance chimique aux hautes et basses concentrations d'acides et de bases Chemikalienfestigkeit bei hohen und niedrigen Konzentrationen von Säuren und Basen Resistencia química con concentraciones altas y bajas de ácidos y bases Химическая стойкость к высоким и низким концентрациям кислот и щелочей	UNI EN ISO 10545/13	UA - ULA - UHA
	ASTM C-650	Unaffected
RESISTENZA ALLE MACCHIE Stain resistance - Résistance aux taches - Fleckenbeständigkeit Resistencia a las manchas - Стойкость к образованию пятен	UNI EN ISO 10545/14	5
	CTI 81-7D	No Evident Variation
COEFFICIENTE DI ATTRITO Slip resistance - Coefficient de glissement - Rutschfestigkeit Barfußbereich Coeficiente de atrito medio - Коэффициент трения	DIN 51130	NAT R10
	DIN 51097	LAPP B (A+B)
	ANSI A 137.1- 2012	Dry: 0,80* Dry: 0,63*
	DCOF (Section 9.6)	Wet: 0,71* Wet: 0,58*
	B.C.R.A.	≥ 0,40 -

* Values obtained with certificate n° 20140004. Date 01/27/2014.

Per maggiori chiarimenti sui dati tecnici e sulla garanzia consultare il catalogo generale in vigore. - For further information on technical specifications, please consult our up-dated general catalogue. - Pour toutes informations supplémentaires sur les données techniques et sur les garanties, veuillez consulter le catalogue general en vigueur. - Für weitere Informationen über technische Daten und Garantie beziehen sie sich bitte auf den aktuellen Gesamtkatalog. - Para ultteriores informaciones sobre los datos tecnicos y la garantia, vease el catalogo general en vigor. - Более подробную информацию о технических данных и гарантии смотрите в действующем сводном катал.



IMBALLI E PESI Packing and weight - Emballages et poids - Verpackung und gewicht - Embalajes y pesos - УПАКОВКА И ВЕС									
Articolo Item Reference Artikel Articulo Артикула	Formato (cm) Size (cm) Format (cm) Format (cm) Tamaño (cm) Формат (cm)	Spessore (mm) Thickness (mm) Epaisseur (mm) Stärke (mm) Espesor (mm) Толщина (mm)	Pz. x Mq. Pieces x Sqm Pcs / M ² Stk. x Qm Pzs x Mc. Шт. x Кв.М.	Pz. x Scat. Pieces x Box Pcs / Bte Stk. x Krt. Pzs x Caja Шт. x Кор.	Mq. x Scat. Sqm x Box M ² / Bte Qm x Krt. Mc. x Caja Кв.М. x Кор.	Peso x Scat. (Kg) Weight x Box (Kg) Poids / Bte (Kg) Gewicht x Krt. (Kg) Peso x Caja (Kg) Вес x Кор. (Kg)	Scat. x Pal. Boxes x Pal. Bte / Pal. Krt. x Pal. Cajas x Pal. Кор. x Подд.	Mq. x Pal. Sqm x Pal. M ² / Pal. Qm x Pal. Mc. x Pal. Кв.М x Подд.	Peso x Pal.(Kg) Weight x Pal. (Kg) Poids / Pal. (Kg) Gewicht x Pal. (Kg) Peso x Pal. (Kg) Вес x Подд (Kg)
809G_R/P	80x80	10	1,56	2	1,280	32,00	40	51,20	1280
489G_R/P	40x80	10	3,13	3	0,960	24,00	28	26,88	672
609G_R/P	60x60	10	2,78	3	1,080	25,00	40	43,20	1000
639G_R/P	30x60	10	5,56	6	1,080	25,00	40	43,20	1000
309G_R/P	30x30	10	11,11	12	1,080	26,50	40	43,20	1060
I309G_P	30x30	10	11,11	5	0,450	10,50	-	-	-
K309G_R/P	30x30	10	11,11	5	0,450	10,50	60	27,00	630
M639G_R/P	30x60	10	5,56	4	0,720	16,70	30	21,60	501
R809G_R/P	136x101	10	0,73	1	1,575	32,10	-	-	-

Emilceramica S.p.A.





a brand of Emilceramica S.p.A.
Via Ghiarola Nuova, 29
41042 Fiorano Modenese (MO) - Italia
Tel. +39.0536.835111
Fax Italia +39.0536.835955
Fax Export +39.0536.835358
info@emilceramicagroup.it
www.ergontile.com